



KS1

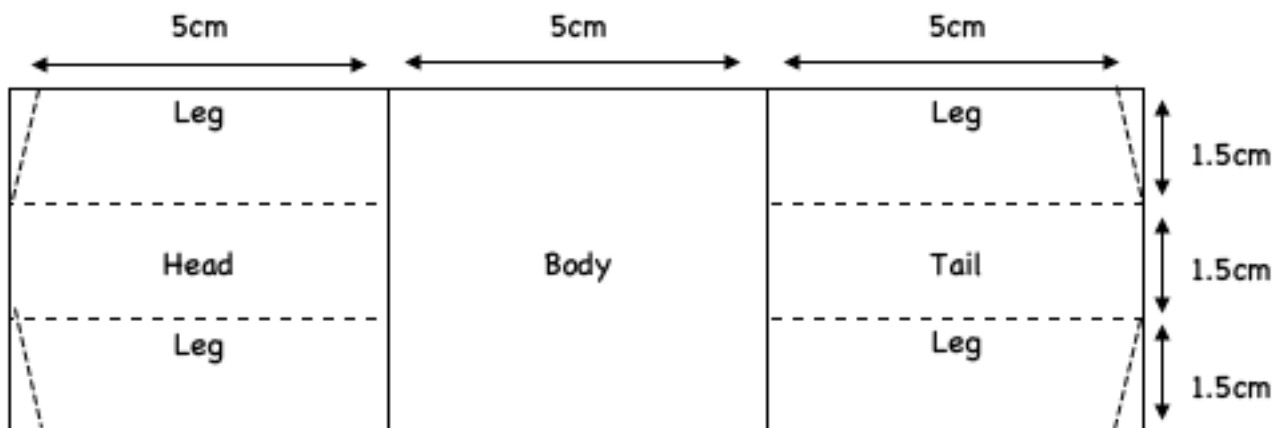


### Paper Race Horses

Momentum is really important for cyclist. These walking horses help demonstrate this physical motion. Make more than one and turn it into a race. Who will win?


	<p>1. You will need</p> <ul style="list-style-type: none"> <li>• Card or thick paper (15cm by 4.5cm)</li> <li>• Pencil</li> <li>• Ruler</li> <li>• Scissors</li> </ul>
--	--

2. Using your pencil and ruler, use these measurements to draw your horse on the card. Then cut it out with your scissors.




3. Trim the edges off each leg.


This will help the horse rock and move.



4. Cut where there are dotted lines.






5. Fold up the head and the tail



6. Fold down the legs



7. Fold to make a head and curl the tail around a pencil.



8. Now you are ready to make your horse walk.

9. Place your horse on a small slope.

It might need a gentle nudge on the **side** to start it rocking from side to side and moving forwards.

Make more than one horse and have a race!



**What else to try:**

Try different surfaces. Smooth or rough?

Try different thickness of card for your horse. Which works best?

Change you change the mass (weight) of the horse? Will that speed it up or slow it down?